



### 1. Thailand

Land of Smiles



### 2. Myanmar

Happiness and Prosperity by Unity



### 3. Laos

Peace, independence, democracy, unity and prosperity



### 4. Vietnam

Independence, Freedom and Happiness



### 5. Cambodia

Nation, Religion, King



### 6. Malaysia

Unity is Strength



### 7. Brunei

Always in service with God's guidance



### 8. Singapore

Onward Singapore



### 9. Philippines

For God, People, Nature and Country



### 10. Indonesia

Unity in Diversity



# AEC

## ASEAN Economic Community



Single market and  
production base

Competitive economic  
region



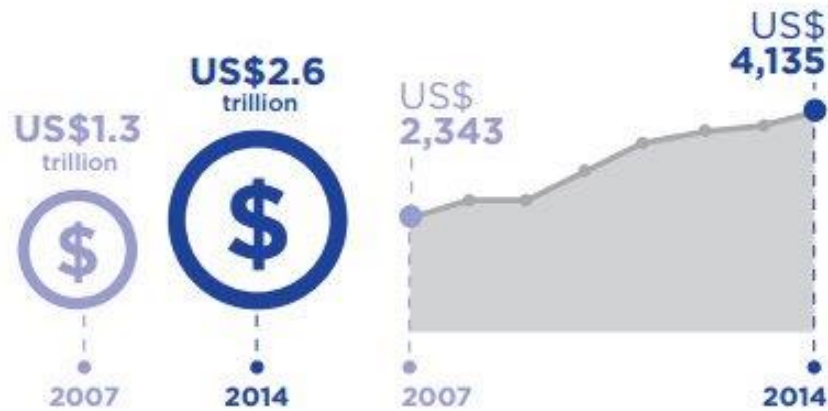
Equitable economic  
development

Fully integrated region in  
the global economy

# ASEAN Economy

GDP

GDP per Capita



Between 2007 and 2014, ASEAN GDP **nearly doubled**, while current GDP per capita **increased by 76%**

In 2014, ASEAN economy was

the **7th largest in the world** & the **3rd largest in Asia**

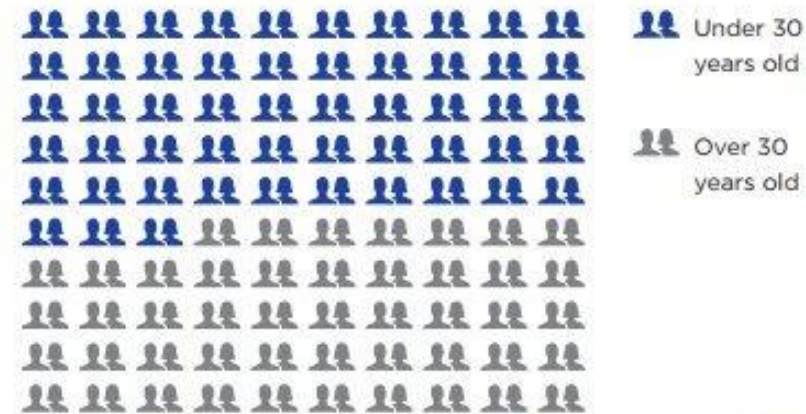
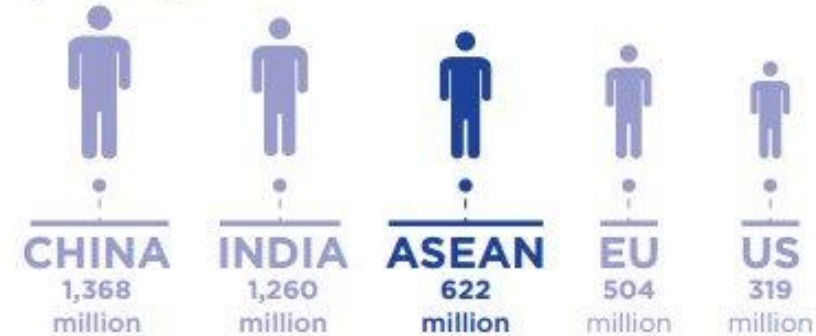


Source : ASEAN Secretariat

# ASEAN Population

In 2014, ASEAN population was the

**3rd largest in the world**



**Over half** of ASEAN population were **below 30 years of age** in 2014, as compared to 39% of East Asian and 34% of European.

Source : ASEAN Secretariat; UN Population Division - World Population Prospect, 2015 Rev



# ASIAN +6 is 48 times bigger market than Thailand



ประเทศจีน



ประเทศเกาหลีใต้



ประเทศญี่ปุ่น



ประเทศออสเตรเลีย



ประเทศอินเดีย



ประเทศนิวซีแลนด์



## *Strengths*

- Best location for hub
- Unique product

## *Weaknesses*



- Low skill labour
- Low investment



## *Opportunities*

- Asean growth
- Fast Developing of urban
- Infrastructure

## *Threats*



- Don't have any agreement with other big country

# VISION OF THAILAND IN ASEAN

## THE LEADER OF “EXPORTER” IN ASIAN IN 2564(2021)

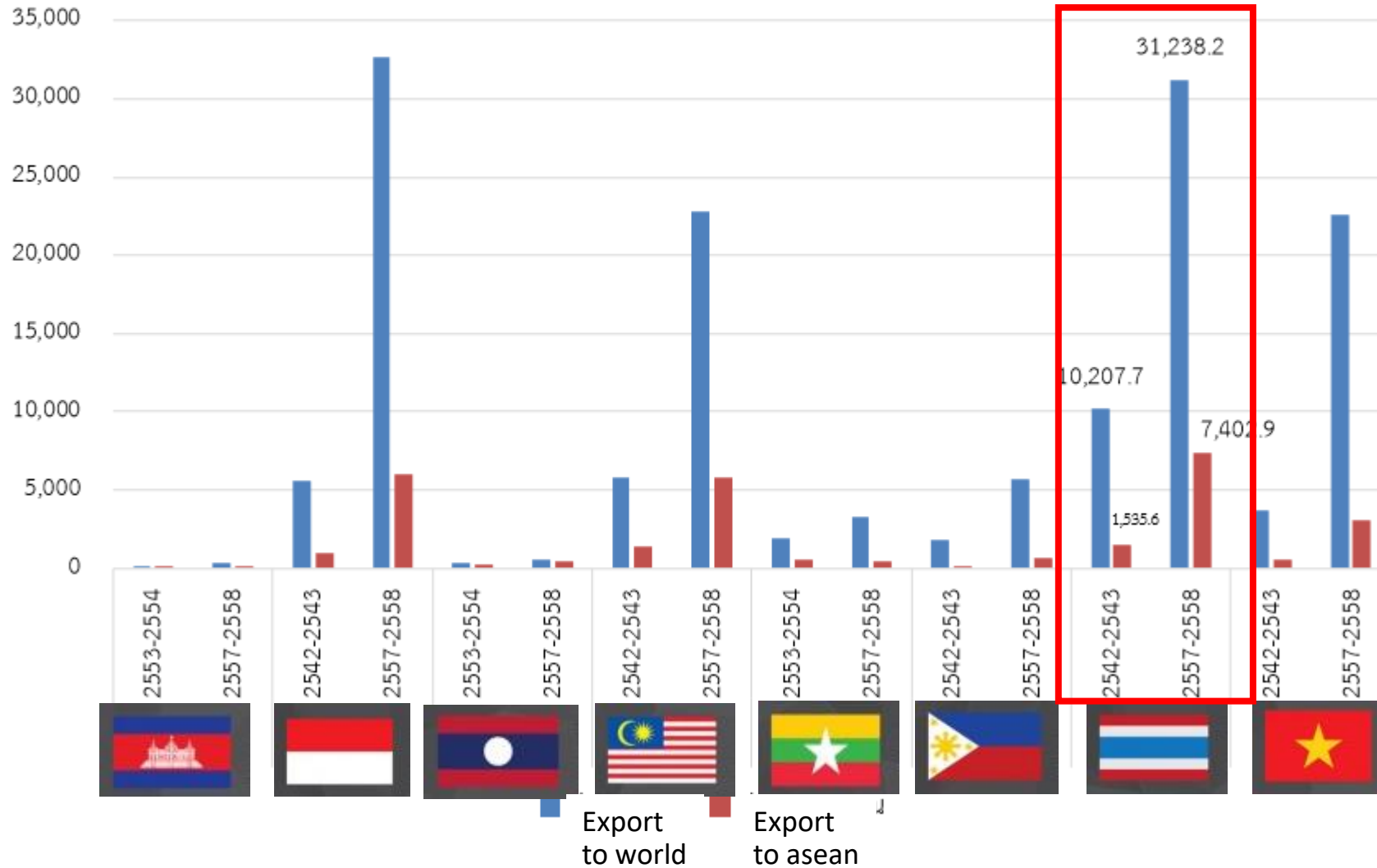


สัดส่วนของมูลค่าเพิ่มในประเทศจากการส่งออกต่อ  
ผลผลิตมวลรวมในประเทศ (ร้อยละ)

ประเทศ	2551	2552	2553	2554	เฉลี่ย (ปี 2551-2554)
บรูไน	72.5	66.1	74.5	73.0	71.5
สิงคโปร์	56.6	57.4	58.1	58.4	57.6
มาเลเซีย	57.5	54.5	52.8	52.8	54.4
เวียดนาม	42.7	38.9	41.9	44.6	42.0
<b>ไทย</b>	<b>40.9</b>	<b>39.5</b>	<b>39.8</b>	<b>41.3</b>	<b>40.4</b>
กัมพูชา	37.9	31.2	33.7	34.0	34.2
ฟิลิปปินส์	25.2	23.6	25.1	24.4	24.6
อินโดนีเซีย	25.3	21.3	20.4	21.9	22.2

ที่มา: OECD

# TOTAL VALUE OF AGRICULTURAL PRODUCT EXPORT TO ASEAN & WORLD

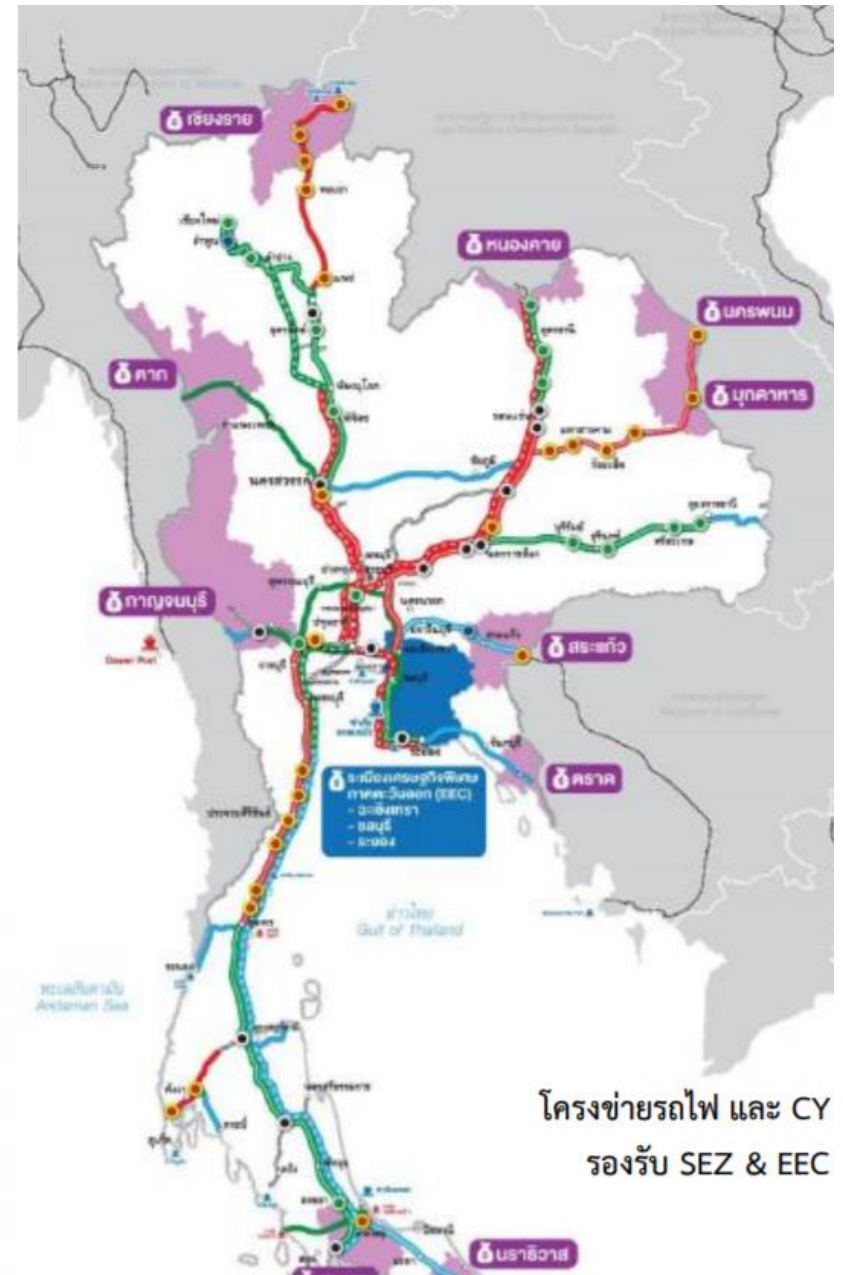
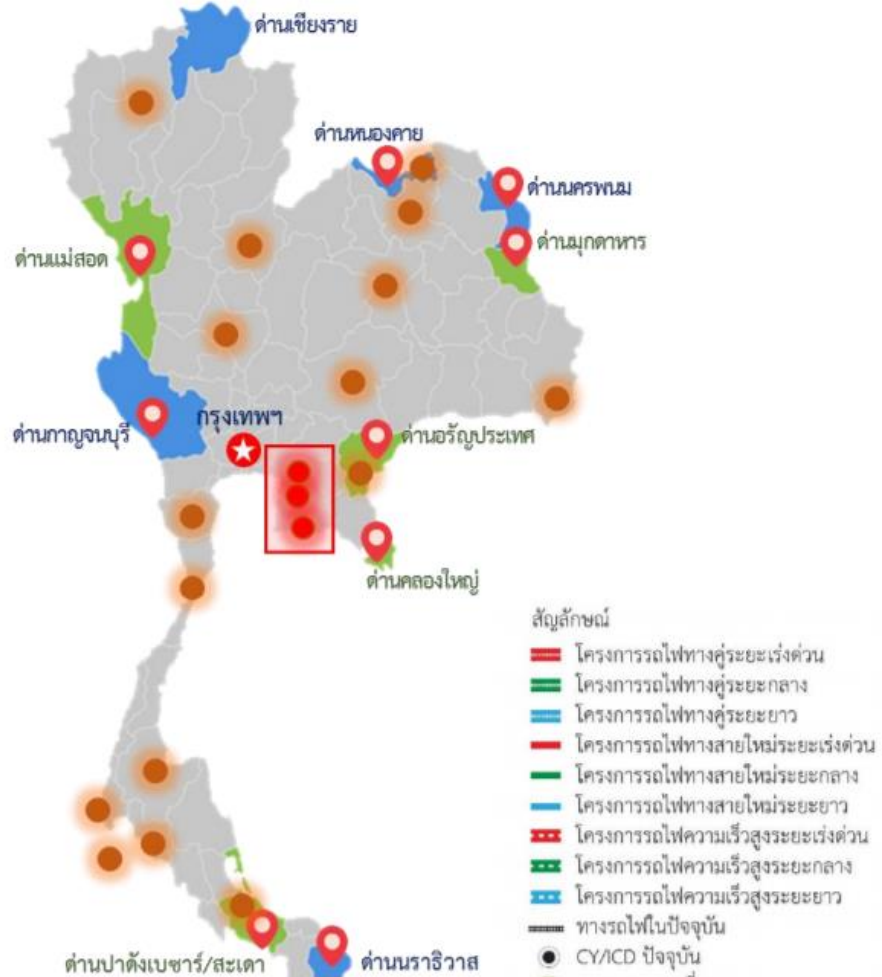


# Transport network for development area strategies

Center province of the area

Special economic zone

EEC





# Strategies and action plan to improve infrastructure 2015-2022

Action plan (20 project) 1.796 million baht



Air

1 project

One way train

5 project



highway

3 project

BTS sky train

5 project



Standard train way

4 project

Transport by water

2 project



# Train network connected province outlook

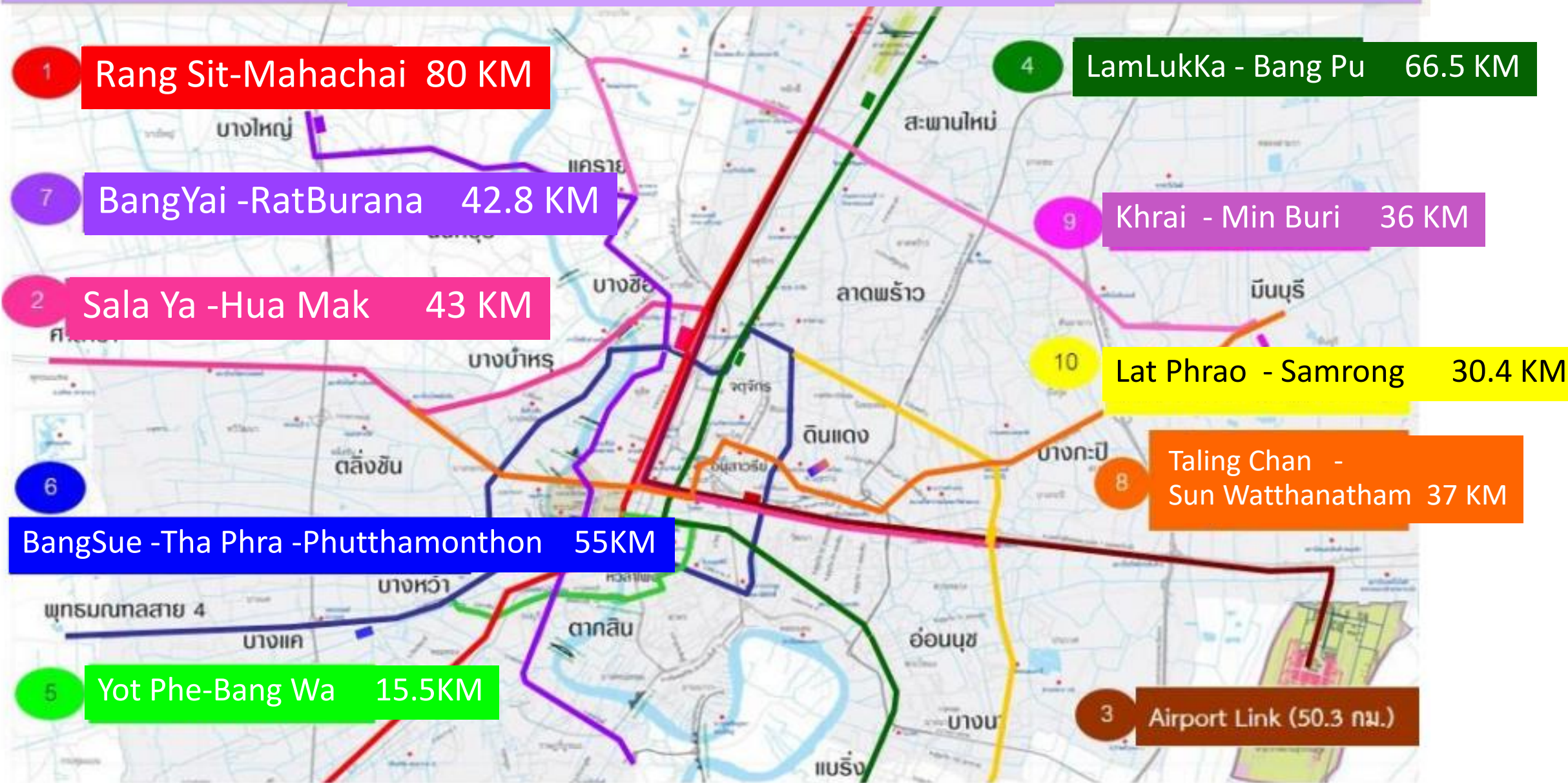


Urgent line

planned line

Extended line

# 10 sky train cover all Bangkok



# Increasing potential the highway to connect the Industrial Estate

Already  
Permission 3  
line



BangYai -Kanchanaburi 96Km

Bang Pa in -Nakhon Ratchasima 196Km

Phattha Ya - Map Ta Phut 32 Km

# Project “one belt one Road” thai china



Process have 3 phase

Phase 1 separate 2 part

- Bangkok-KaengKhoi 133 km
- KaengKhoi-KhoRat 138.5 km

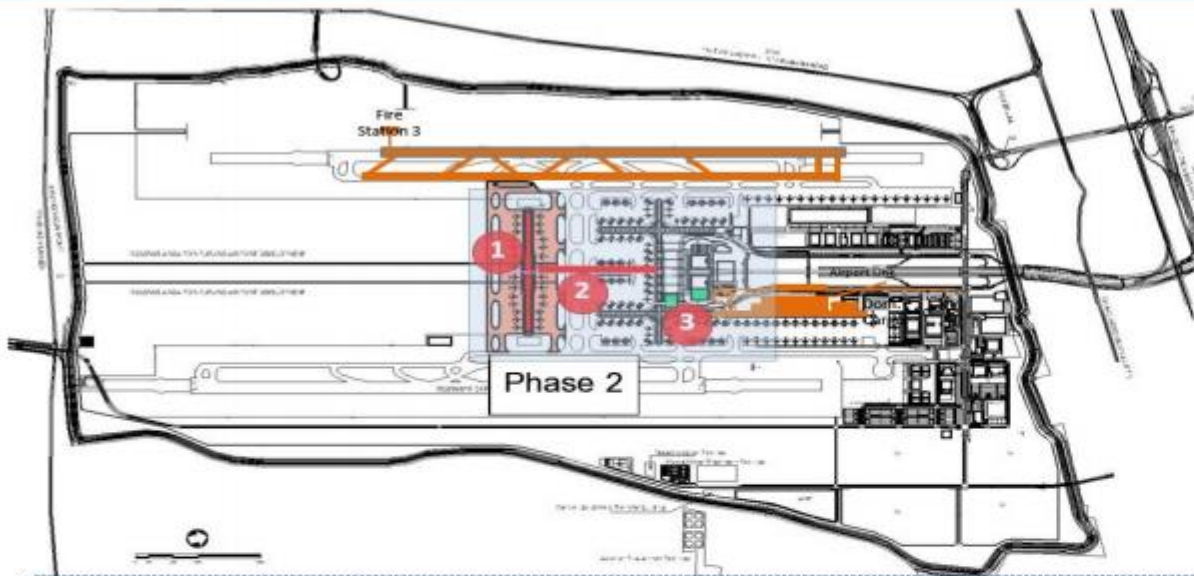
Phase 2

KhoRat-NongRat 355 km

Phase 3

Kaengkoi-Map ta Phut 240.50 km

## Suvarnabhum airport phase 2



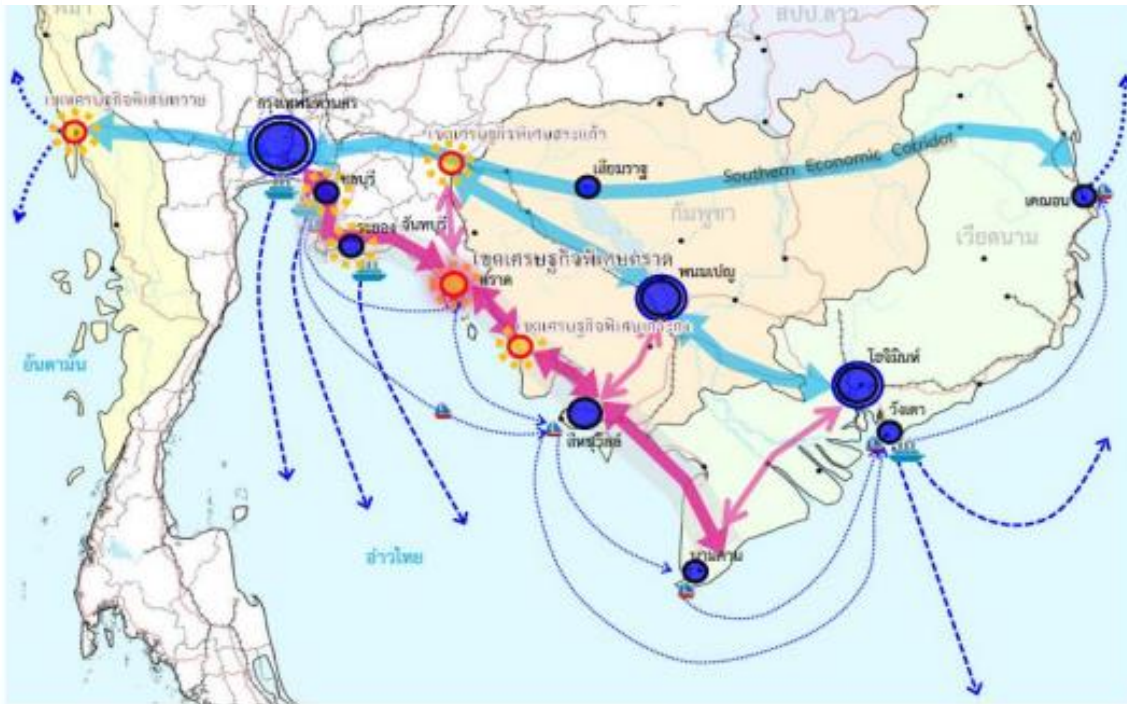
Will be complete in 2020

### Data

- Increase the capacity for receive the passenger to 60 billion person per years
- 68 route per hours

# EEC (Eastern Economic Corridor)

## First phase Chonburi Rayong and Chachoengsao



Increase hiring job 100,000 job/years



1.5 billion investment in 5 years



Increase tourist 10 billion per year

Tax receive 100,000 million baht




GDP GROWTH 5 % per year



Center of transport by water

Production base



petro



energy



auto

Infrastructure



Road



Rail



Port



Industrial Estate



# U-Tapao International Airport

# (Aviation Hub)



# Utapao maintenance center



# Laem Chabang phase 3

